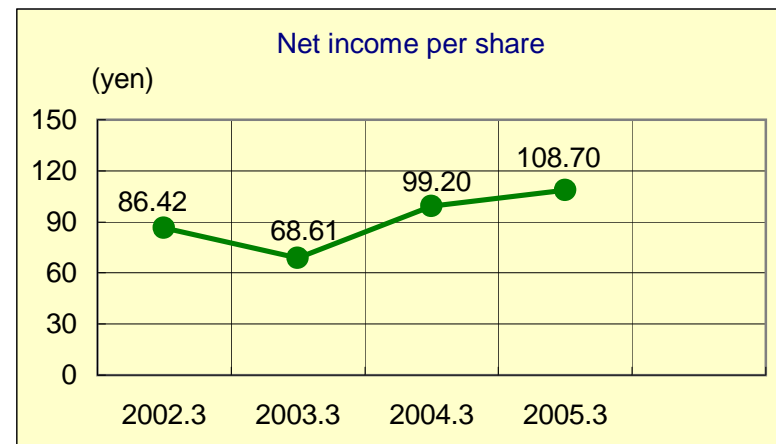
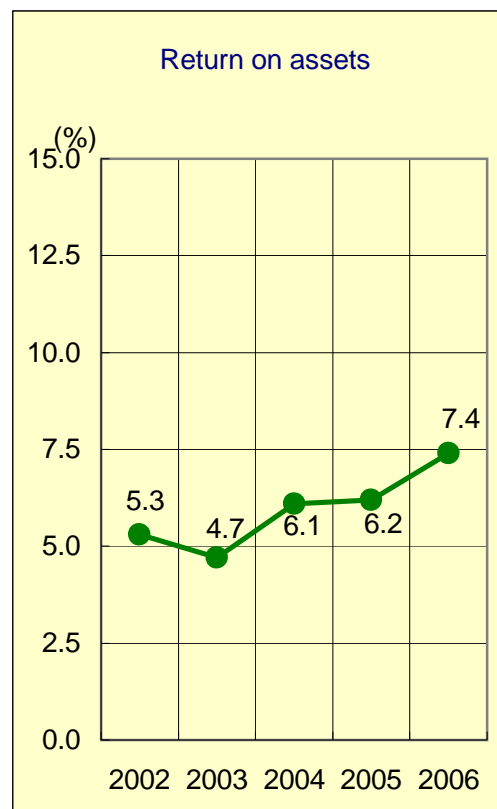
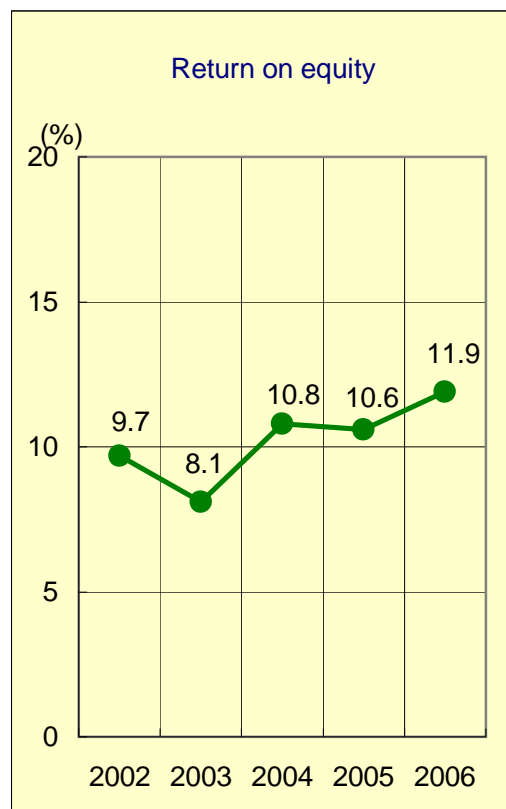


Key Value Indicators

	2002.3	2003.3	2004.3	2005.3	2006.3
Return on equity(%)	9.7	8.1	10.8	10.6	11.9
Return on assets(%)	5.3	4.7	6.1	6.2	7.4
Shareholders' equity per share(yen)	902.99	936.14	1,055.24	1,104.17	246.88
Net income per share(yen)	86.42	68.61	99.20	108.70	26.47
Dividend per share(yen)	14	14	20	28	8
payout ratio(%)	16.06	20.41	20.16	25.76	30.22
Price earnings ratio(times)	11.3	8.8	12.8	18.9	48.0
Price book-value ratio(times)	1.1	0.6	1.2	1.9	5.1



We conducted a 1 for 5 stock split effective on September 20, 2005.
For your reference, the basic and diluted of net income per share of common stock calculated with the assumption that the stock split had been made at the beginning of each fiscal year is as follows.

