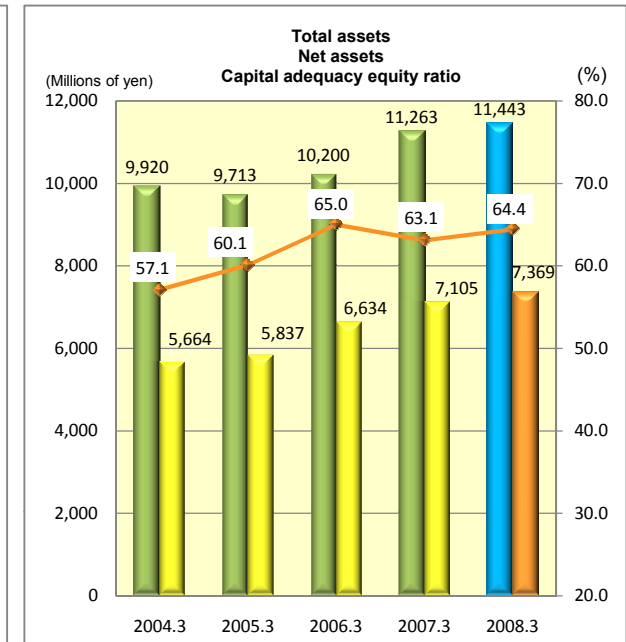
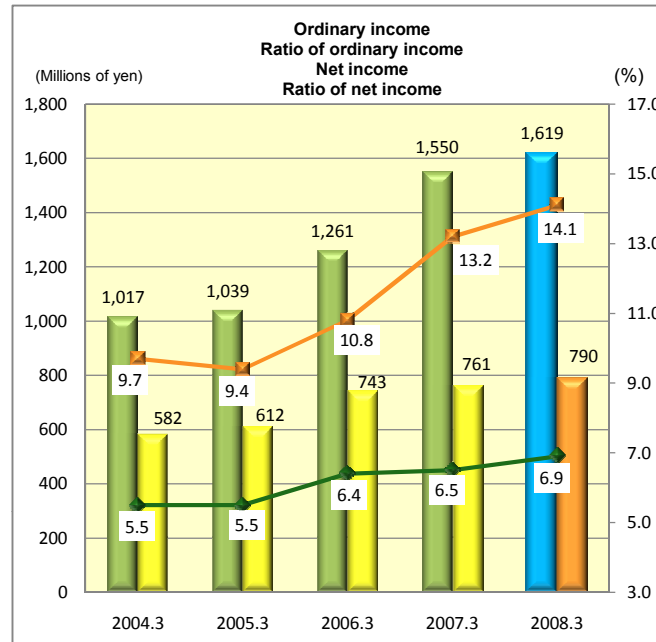
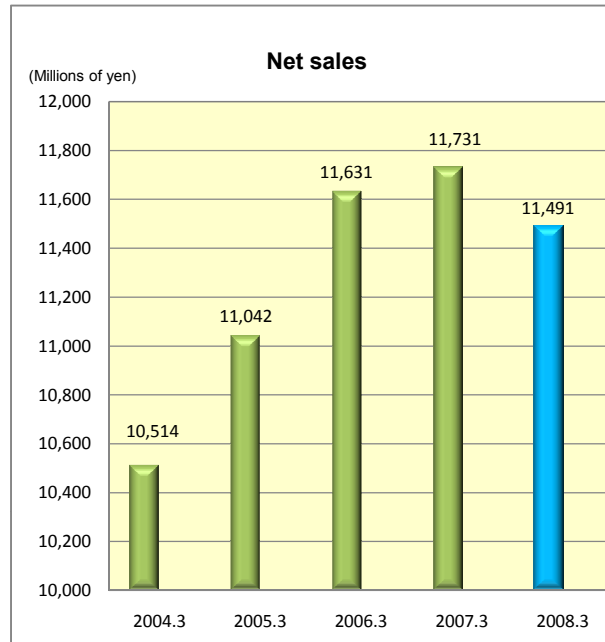


Financial Highlights



	2004.3	2005.3	2006.3	2007.3	2008.3
Net sales(Millions of yen)	10,514	11,042	11,631	11,731	11,491
Operating income(Millions of yen)	996	988	1,254	1,536	1,673
Ordinary income(Millions of yen)	1,017	1,039	1,261	1,550	1,619
Ratio of ordinary income(%)	9.7	9.4	10.8	13.2	14.1
Net income(Millions of yen)	582	612	743	761	790
Ratio of net income(%)	5.5	5.5	6.4	6.5	6.9
Total assets(Millions of yen)	9,920	9,713	10,200	11,263	11,443
Net assets(Millions of yen)	5,664	5,837	6,634	7,105	7,369
Total number of issued shares	5,514,000	5,608,000	28,497,500	29,430,000	29,430,000
Number of employees(persons)	338	355	371	370	373