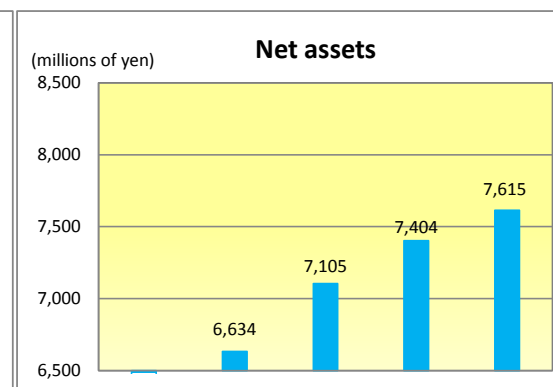
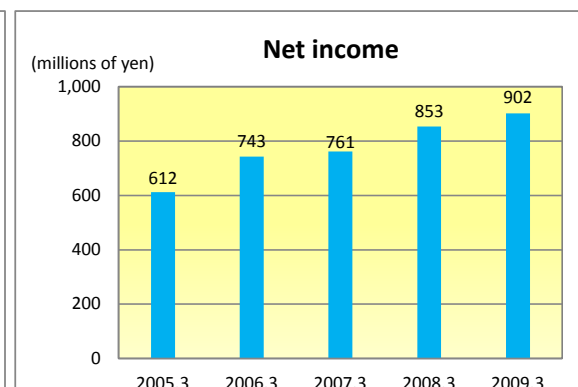
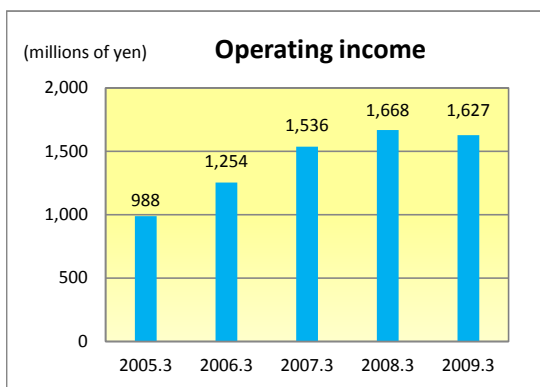
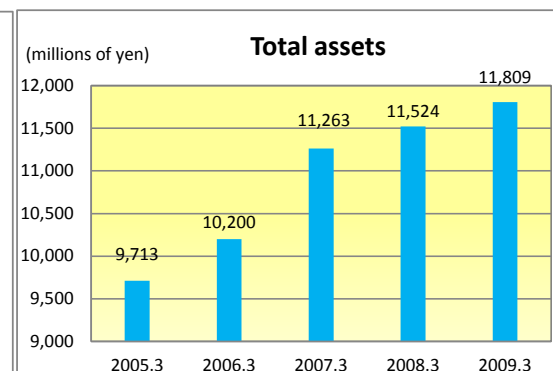
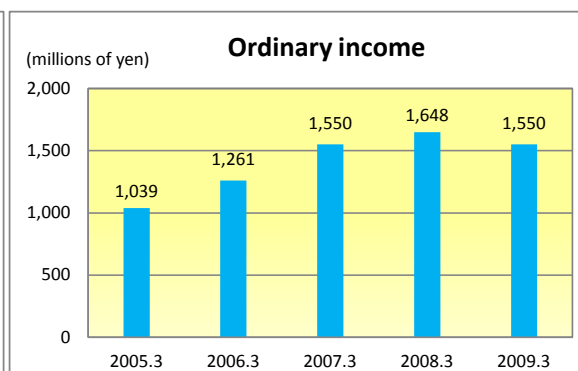
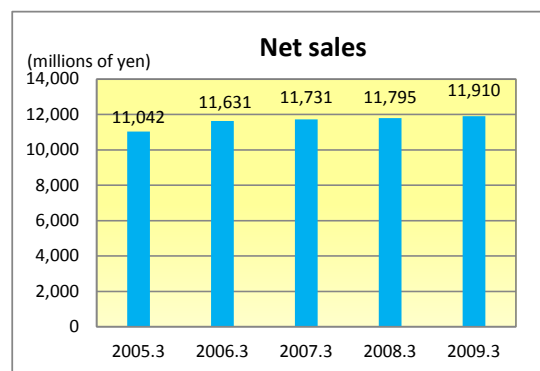


Financial Highlights



	2005.3	2006.3	2007.3	2008.3	2009.3
Net sales(Millions of yen)	11,042	11,631	11,731	11,795	11,910
Operating income(Millions of yen)	988	1,254	1,536	1,668	1,627
Ordinary income(Millions of yen)	1,039	1,261	1,550	1,648	1,550
Net income(Millions of yen)	612	743	761	853	902
Total assets(Millions of yen)	9,713	10,200	11,263	11,524	11,809
Net assets(Millions of yen)	5,837	6,634	7,105	7,404	7,615
Total number of issued shares	5,608,000	28,497,500	29,430,000	29,430,000	29,430,000
Number of employees(persons)	355	371	370	396	417