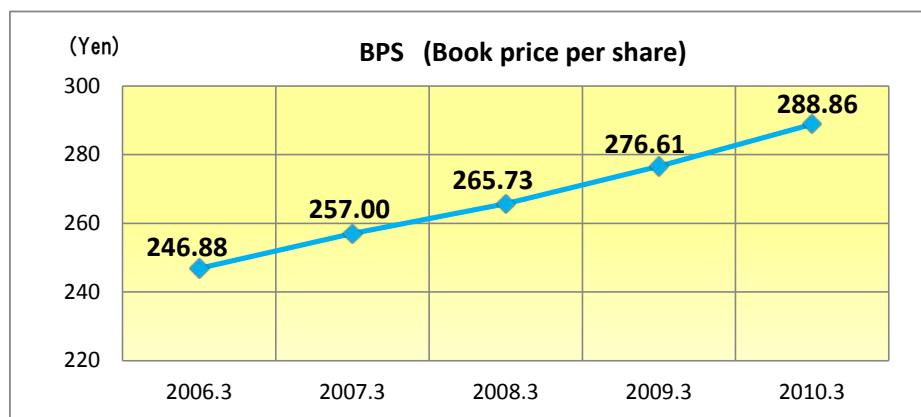
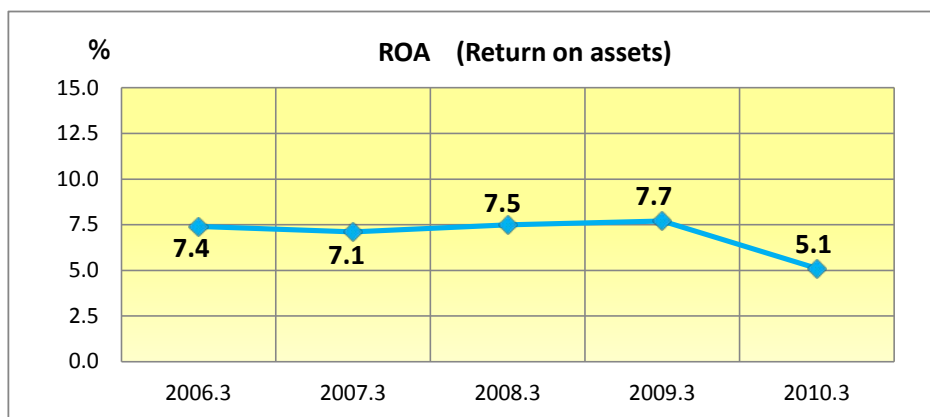
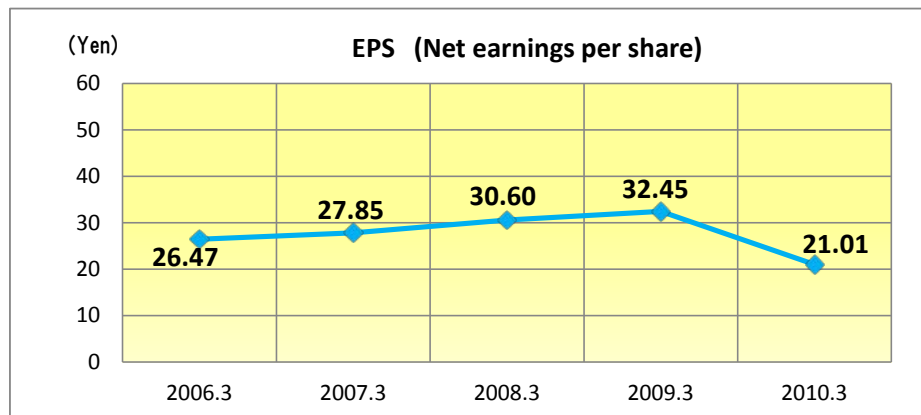
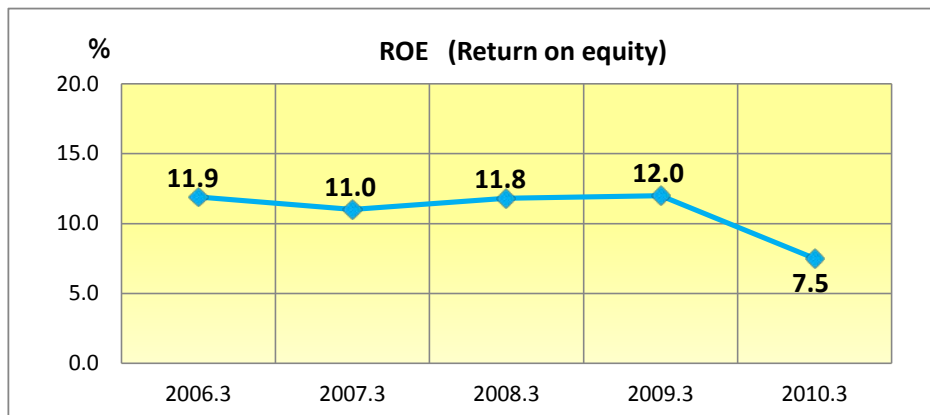


Key Value Indicators



	2006.3	2007.3	2008.3	2009.3	2010.3
ROE (Return on equity) (%)	11.9	11.0	11.8	12.0	7.5
ROA (Return on assets) (%)	7.4	7.1	7.5	7.7	5.1
BPS (Book price per share) (yen)	246.88	257.00	265.73	276.61	288.86
EPS (Net earnings per share) (yen)	26.47	27.85	30.60	32.45	21.01
Dividend per share(yen)	8.0	9.0	9.5	10.0	10.0
payout ratio(%)	30.22	32.32	31.05	30.82	47.60
Price earnings ratio(times)	48.0	20.5	13.5	11.6	15.9
Price book-value ratio(times)	5.1	2.2	1.6	1.4	1.2