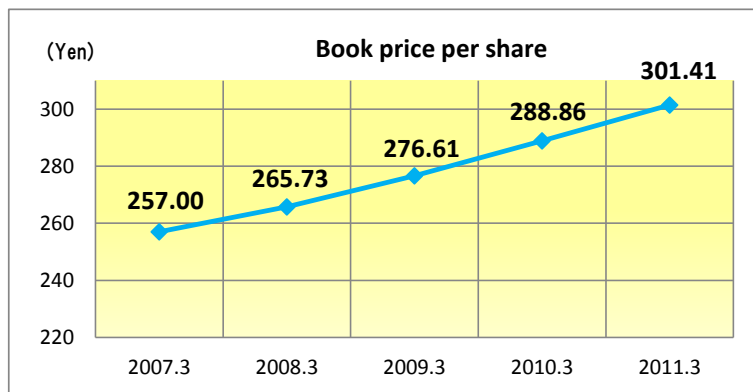
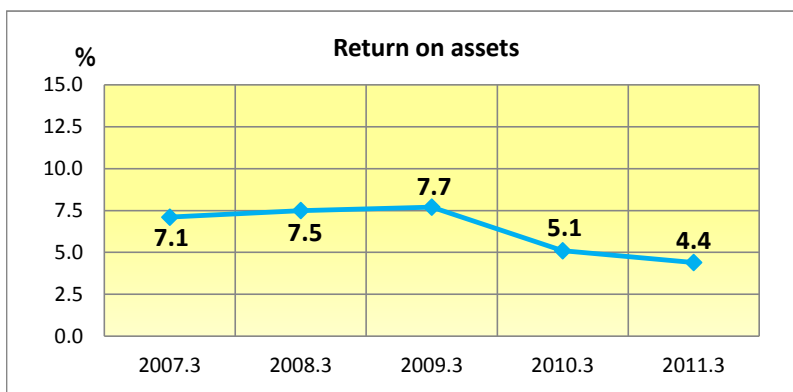
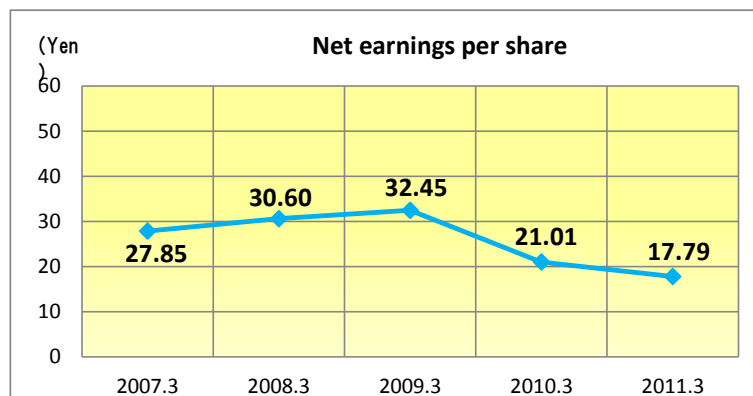
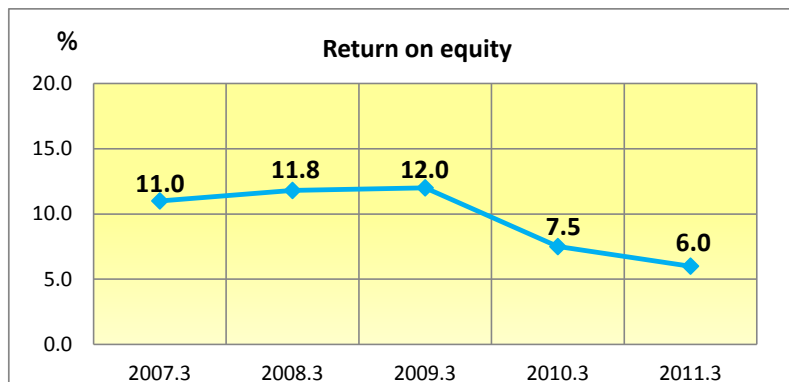


Key Value Indicators



	2007.3	2008.3	2009.3	2010.3	2011.3
Return on equity(%)	11.0	11.8	12.0	7.5	6.0
Return on assets(%)	7.1	7.5	7.7	5.1	4.4
Book price per share(yen)	257.00	265.73	276.61	288.86	301.41
Net earnings per share(yen)	27.85	30.60	32.45	21.01	17.79
Dividend per share(yen)	9.0	9.5	10.0	10.0	10.0
payout ratio(%)	32.32	31.05	30.82	47.60	56.21
Price earnings ratio(times)	20.5	13.5	11.6	15.9	14.7
Price book-value ratio(times)	2.2	1.6	1.4	1.2	0.9