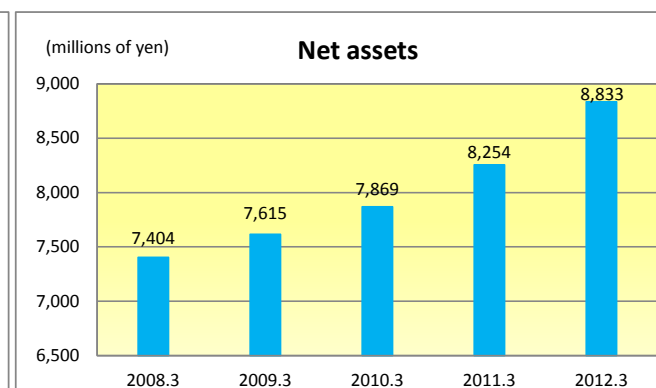
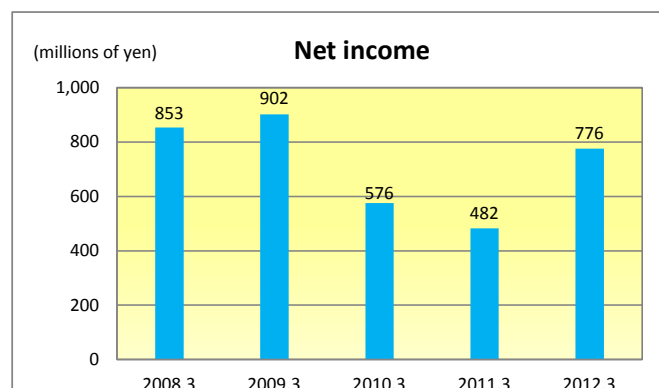
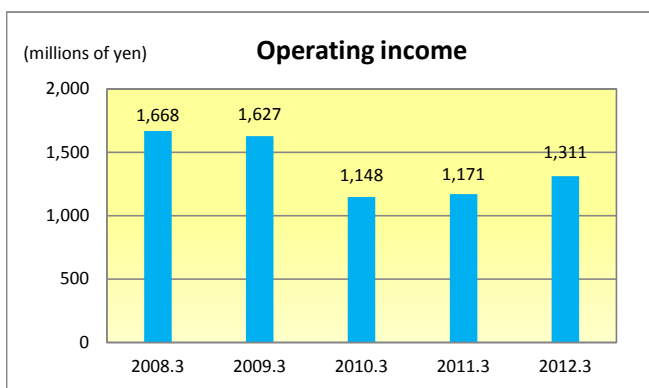
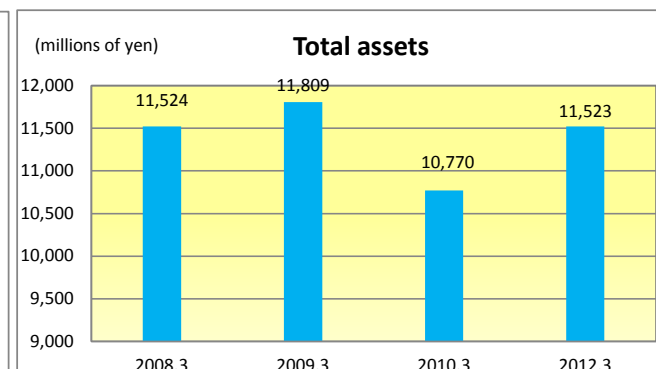
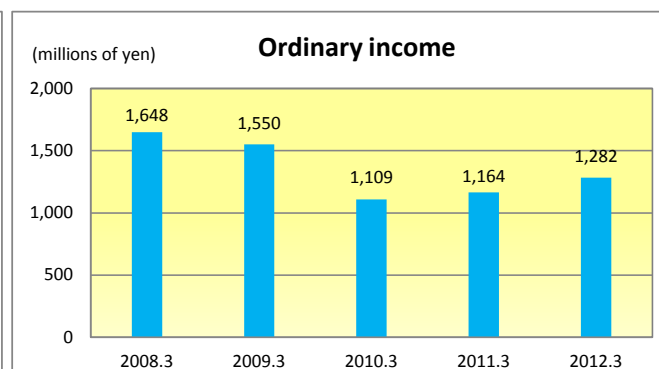
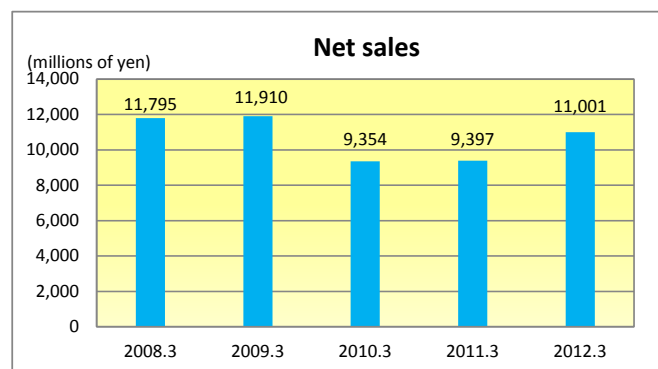


Financial Highlights



	2008.3	2009.3	2010.3	2011.3	2012.3
Net sales(Millions of yen)	11,795	11,910	9,354	9,397	11,001
Operating income(Millions of yen)	1,668	1,627	1,148	1,171	1,311
Ordinary income(Millions of yen)	1,648	1,550	1,109	1,164	1,282
Net income(Millions of yen)	853	902	576	482	776
Total assets(Millions of yen)	11,524	11,809	10,770	11,311	11,523
Net assets(Millions of yen)	7,404	7,615	7,869	8,254	8,833
Total number of issued shares	29,430,000	29,430,000	29,430,000	29,430,000	29,430,000
Number of employees(persons)	396	417	408	406	415