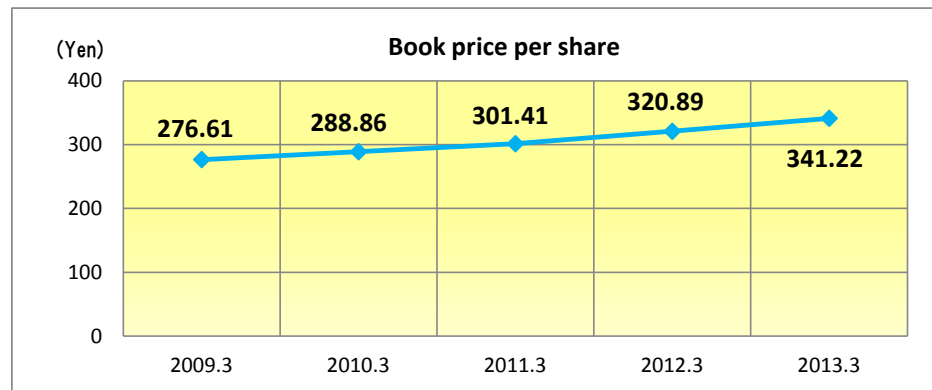
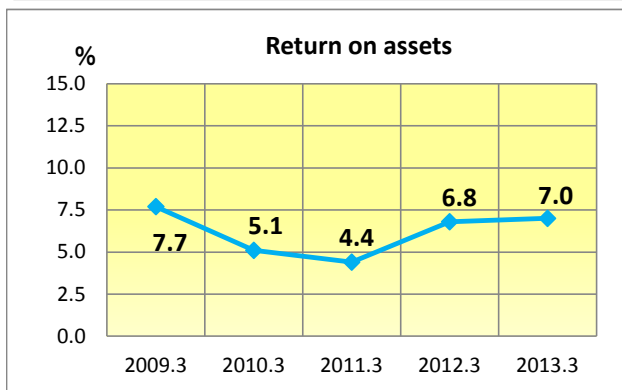
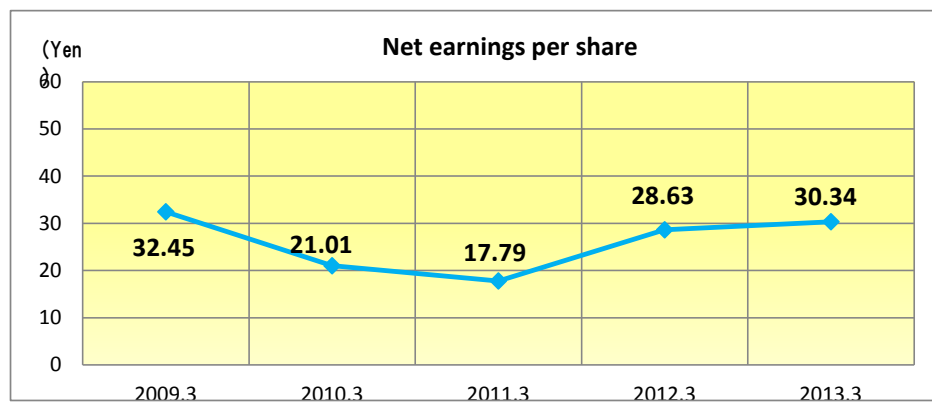
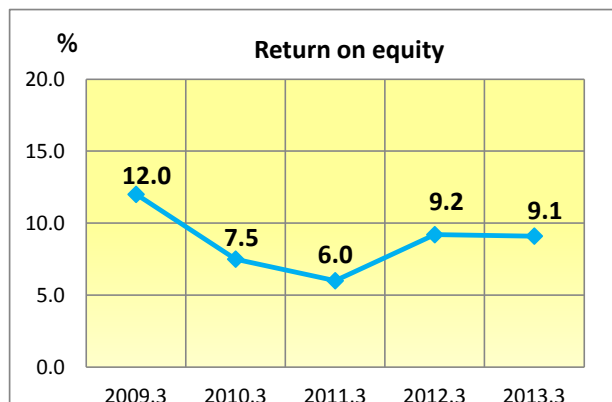


## Key Value Indicators



	2009.3	2010.3	2011.3	2012.3	2013.3
Return on equity(%)	12.0	7.5	6.0	9.2	<b>9.1</b>
Return on assets(%)	7.7	5.1	4.4	6.8	<b>7.0</b>
Book price per share(yen)	276.61	288.86	301.41	320.89	<b>341.22</b>
Net earnings per share(yen)	32.45	21.01	17.79	28.63	<b>30.34</b>
Dividend per share(yen)	10.0	10.0	10.0	15.0	<b>15.0</b>
payout ratio(%)	30.82	47.60	56.21	52.39	<b>49.44</b>
Price earnings ratio(times)	11.6	15.9	14.7	10.7	<b>12.5</b>
Price book-value ratio(times)	1.4	1.2	0.9	1.0	<b>1.1</b>