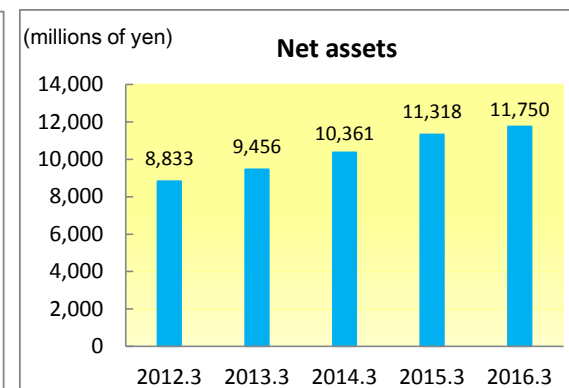
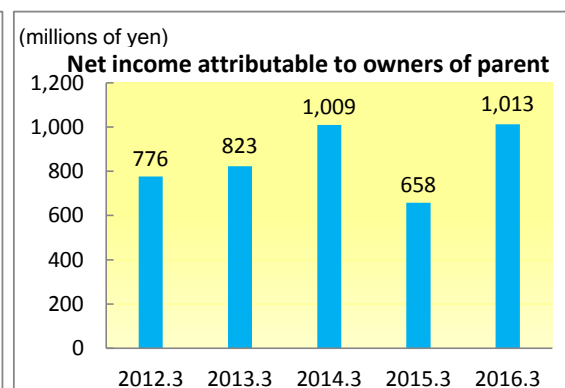
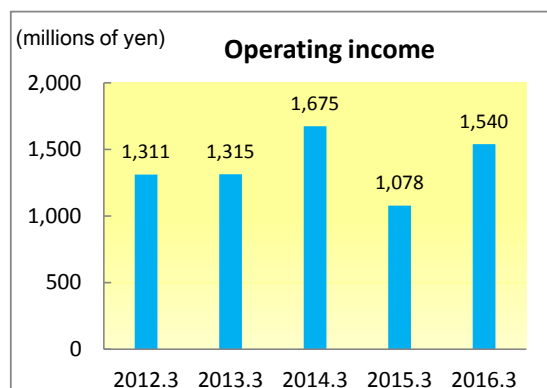
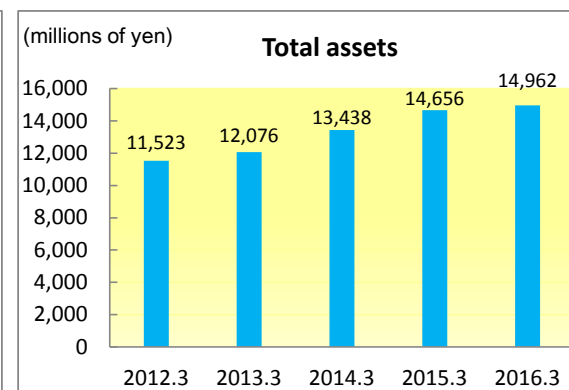
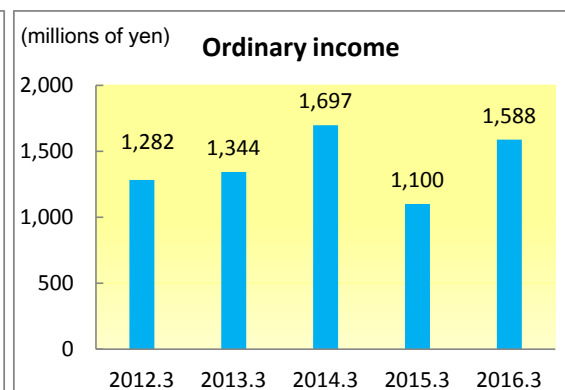
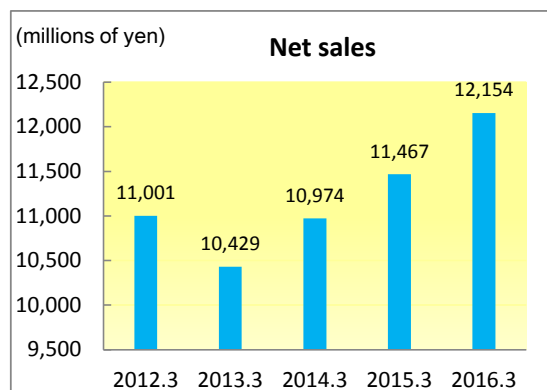


Financial Highlights



	2012.3	2013.3	2014.3	2015.3	2016.3
Net sales(Millions of yen)	11,001	10,429	10,974	11,467	12,154
Operating income(Millions of yen)	1,311	1,315	1,675	1,078	1,540
Ordinary income(Millions of yen)	1,282	1,344	1,697	1,100	1,588
Net income attributable to owners of parent(Millions of yen)	776	823	1,009	658	1,013
Total assets(Millions of yen)	11,523	12,076	13,438	14,656	14,962
Net assets(Millions of yen)	8,833	9,456	10,361	11,318	11,750
Total number of issued shares	29,430,000	29,430,000	29,430,000	29,430,000	29,430,000
Number of employees(persons)	415	409	404	537	558