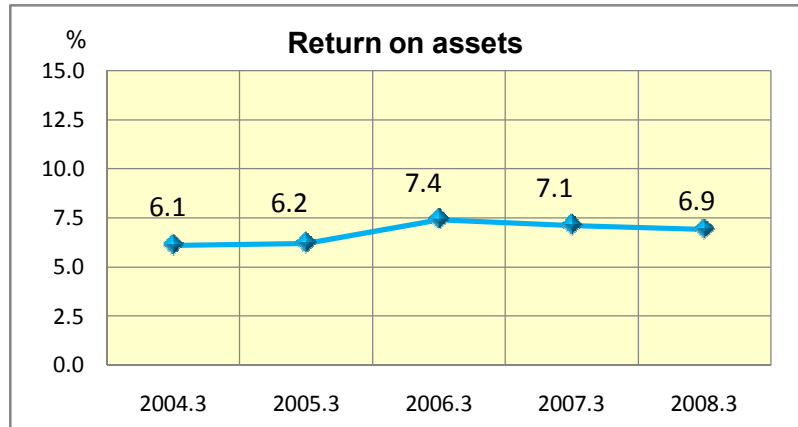
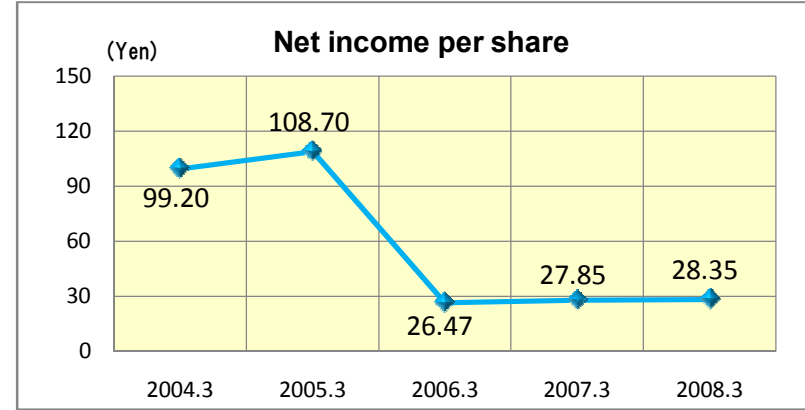
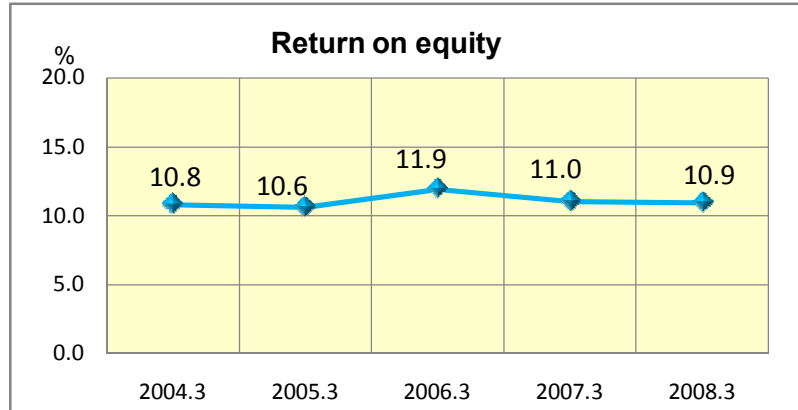
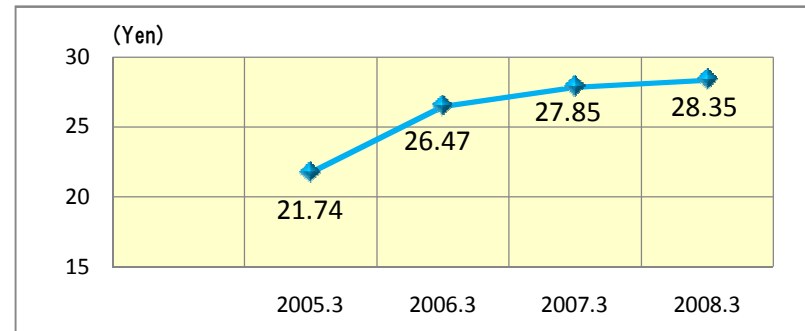


Key Value Indicators



*The company did the stock split of 1 for 5 on September 20, 2005.
For the reference, the numerical value of EPS at period on March, 2005 was calculated based on assumption that the stock split had been done at the time of the period beginning.



	2004.3	2005.3	2006.3	2007.3	2008.3
Return on equity(%)	10.8	10.6	11.9	11.0	10.9
Return on assets(%)	6.1	6.2	7.4	7.1	6.9
Book price per share(yen)	1,055.24	1,104.17	246.88	257.00	264.98
Net income per share(yen)	99.20	108.70	26.47	27.85	28.35 *
Dividend per share(yen)	20	28	8	9	9.5
Payout ratio(%)	20.16	25.76	30.22	32.32	33.51
Price earnings ratio(times)	12.8	18.9	48.0	20.5	14.5
Price book-value ratio(times)	1.2	1.9	5.1	2.2	1.6