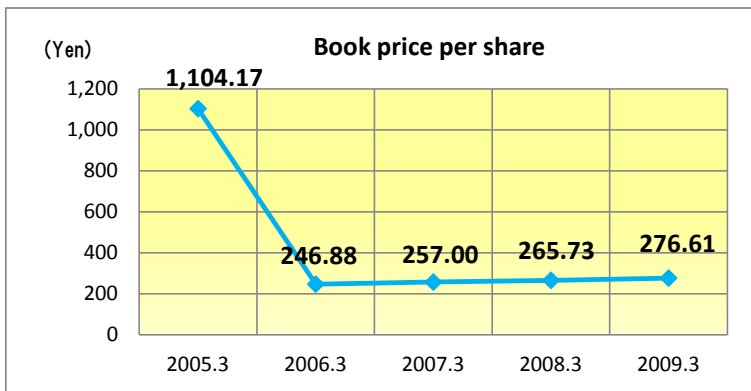
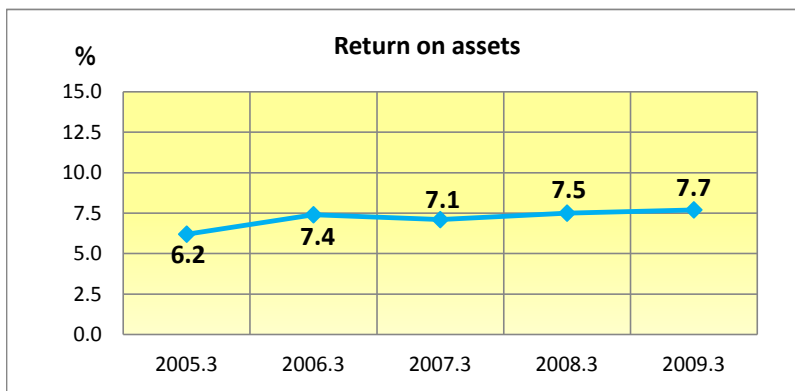
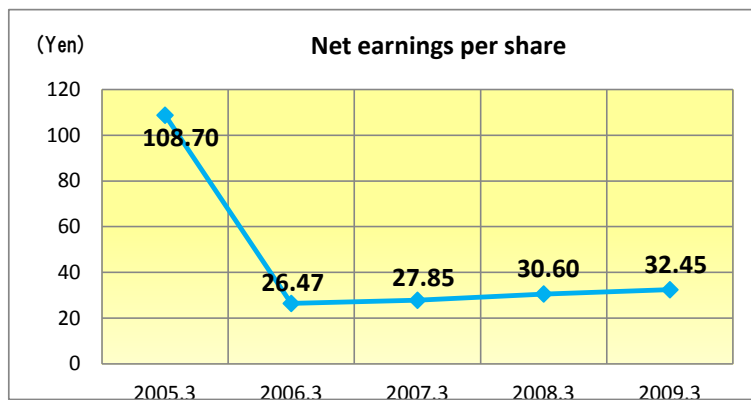
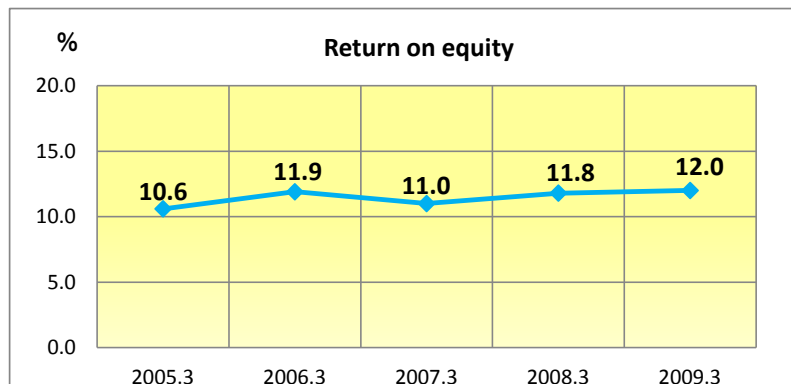


Key Value Indicators



	2005.3	2006.3	2007.3	2008.3	2009.3
Return on equity(%)	10.6	11.9	11.0	11.8	12.0
Return on assets(%)	6.2	7.4	7.1	7.5	7.7
Book price per share(yen)	1,104.17	246.88	257.00	265.73	276.61
Net earnings per share(yen)	108.70	26.47	27.85	30.60	32.45
Dividend per share(yen)	28.0	8.0	9.0	9.5	10.0
payout ratio(%)	25.76	30.22	32.32	31.05	30.82
Price earnings ratio(times)	18.9	48.0	20.5	13.5	11.6
Price book-value ratio(times)	1.9	5.1	2.2	1.6	1.4