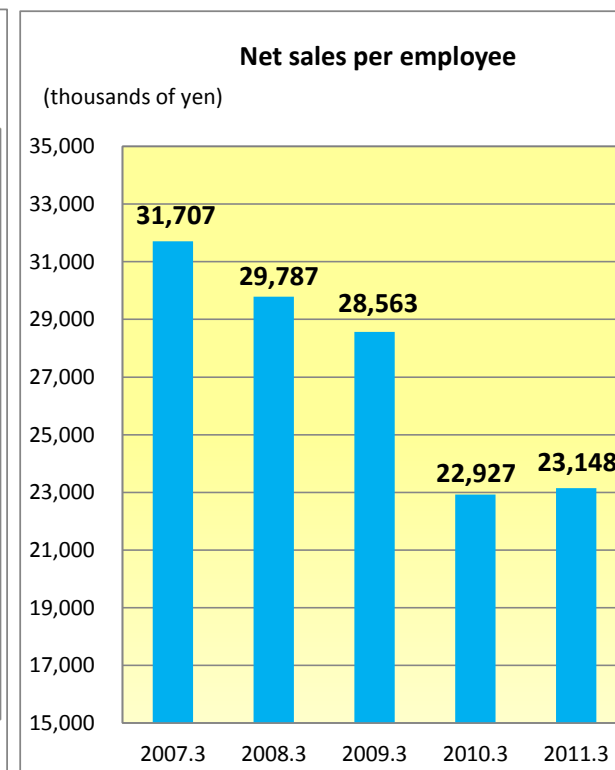
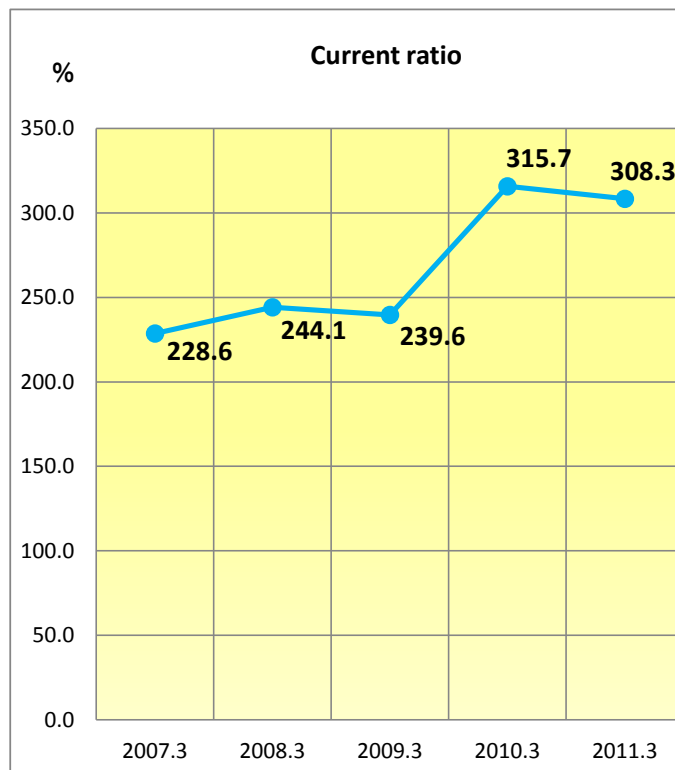
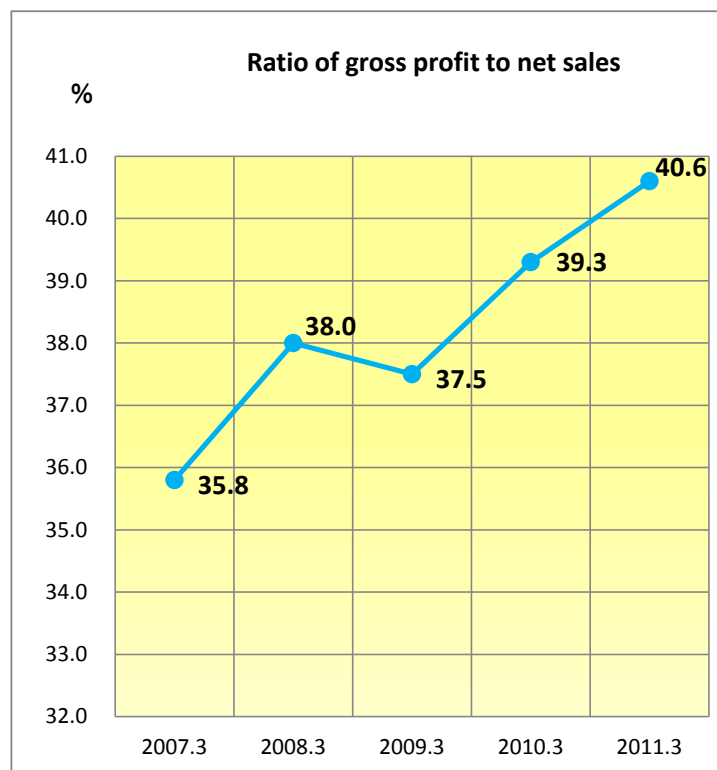


## Key Financial Indicators



	2007.3	2008.3	2009.3	2010.3	2011.3
Ratio of gross profit to net sales(%)	35.8	38.0	37.5	39.3	<b>40.6</b>
Ratio of ordinary income to net sales(%)	13.2	14.0	13.0	11.9	<b>12.4</b>
Net sales per employee(thousands of yen)	31,707	29,787	28,563	22,927	<b>23,148</b>
Total assets turnover(times)	1.09	1.03	1.02	0.82	<b>0.85</b>
Capital adequacy turnover(times)	1.70	1.62	1.58	1.20	<b>1.16</b>
Capital adequacy equity ratio(%)	63.1	64.2	64.3	72.8	<b>72.3</b>
Current ratio(%)	228.6	244.1	239.6	315.7	<b>308.3</b>