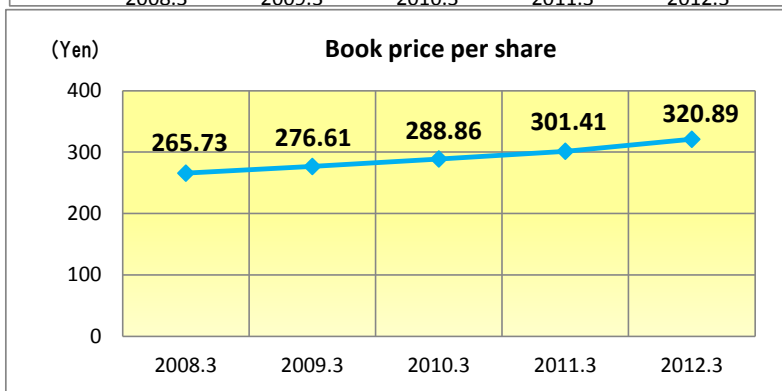
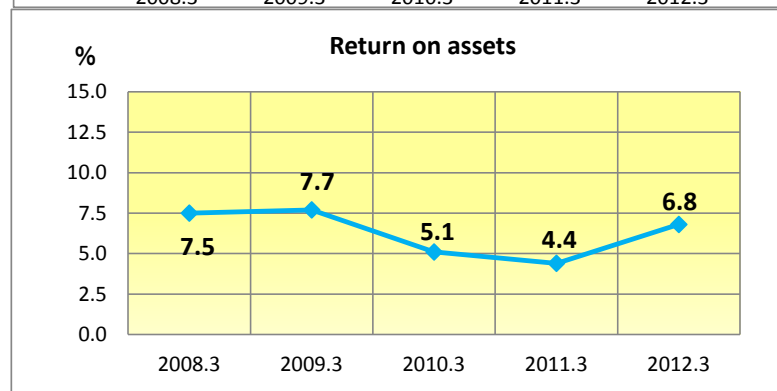
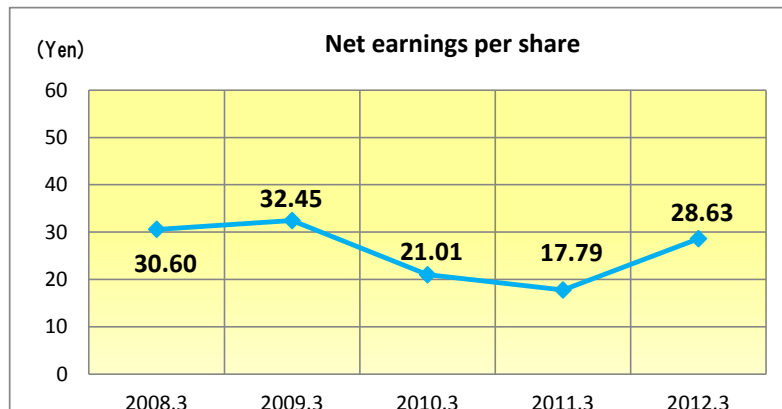
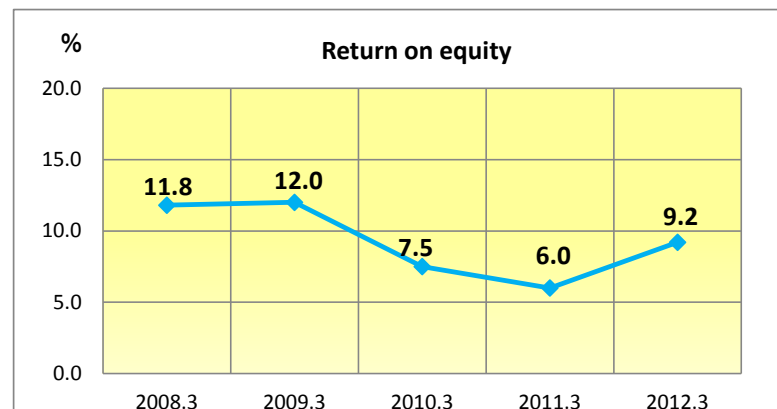


Key Value Indicators



	2008.3	2009.3	2010.3	2011.3	2012.3
Return on equity(%)	11.8	12.0	7.5	6.0	9.2
Return on assets(%)	7.5	7.7	5.1	4.4	6.8
Book price per share(yen)	265.73	276.61	288.86	301.41	320.89
Net earnings per share(yen)	30.60	32.45	21.01	17.79	28.63
Dividend per share(yen)	9.5	10.0	10.0	10.0	15.0
payout ratio(%)	31.05	30.82	47.60	56.21	52.39
Price earnings ratio(times)	13.5	11.6	15.9	14.7	10.7
Price book-value ratio(times)	1.6	1.4	1.2	0.9	1.0