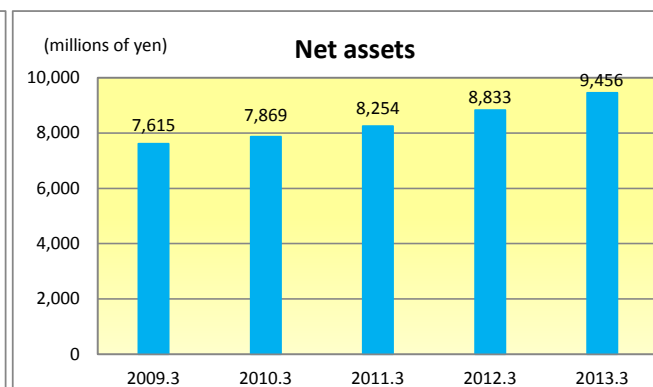
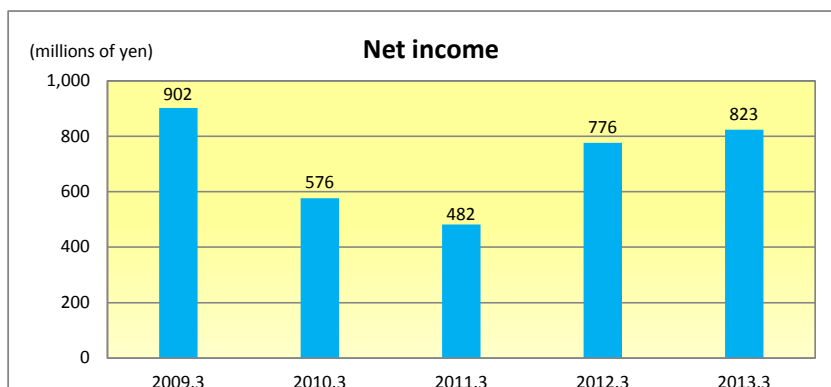
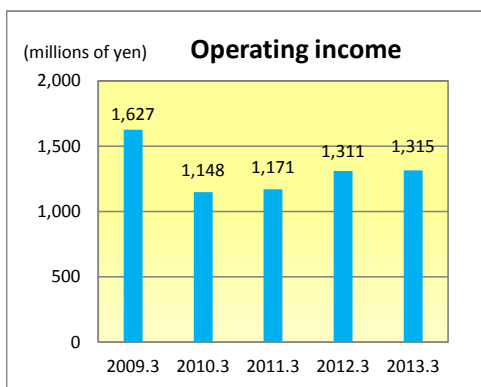
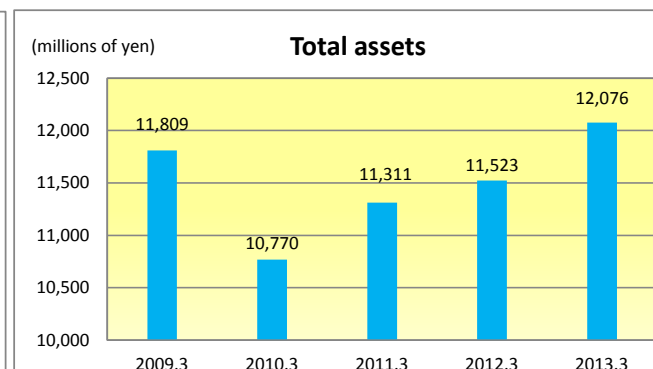
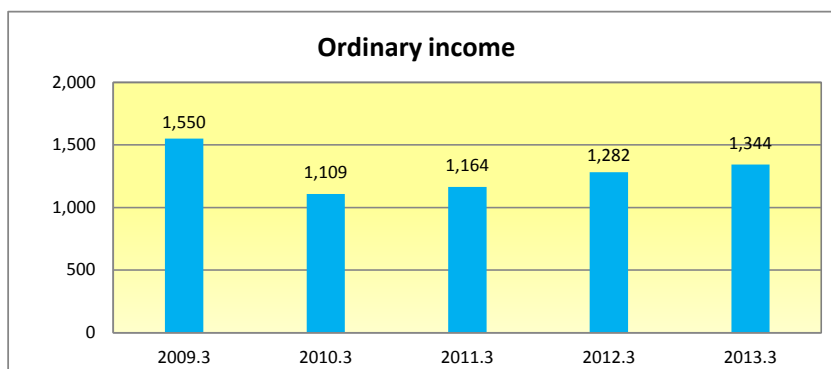
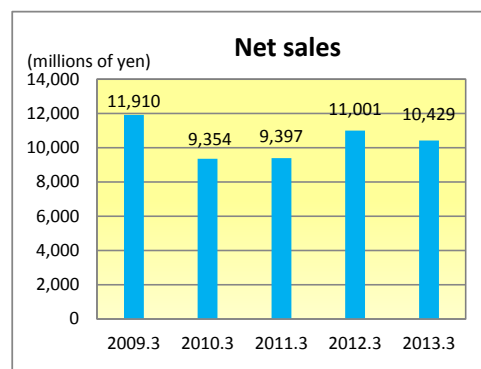


Financial Highlights



	2009.3	2010.3	2011.3	2012.3	2013.3
Net sales(Millions of yen)	11,910	9,354	9,397	11,001	10,429
Operating income(Millions of yen)	1,627	1,148	1,171	1,311	1,315
Ordinary income(Millions of yen)	1,550	1,109	1,164	1,282	1,344
Net income(Millions of yen)	902	576	482	776	823
Total assets(Millions of yen)	11,809	10,770	11,311	11,523	12,076
Net assets(Millions of yen)	7,615	7,869	8,254	8,833	9,456
Total number of issued shares	29,430,000	29,430,000	29,430,000	29,430,000	29,430,000
Number of employees(persons)	417	408	406	415	409