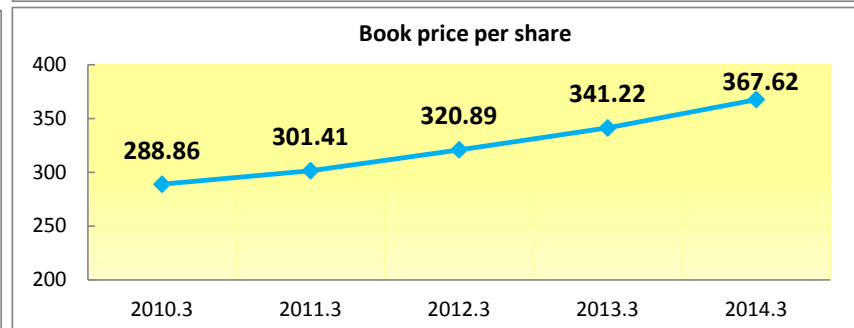
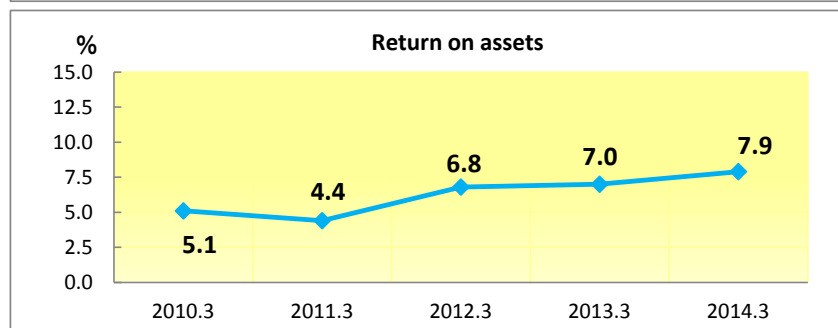
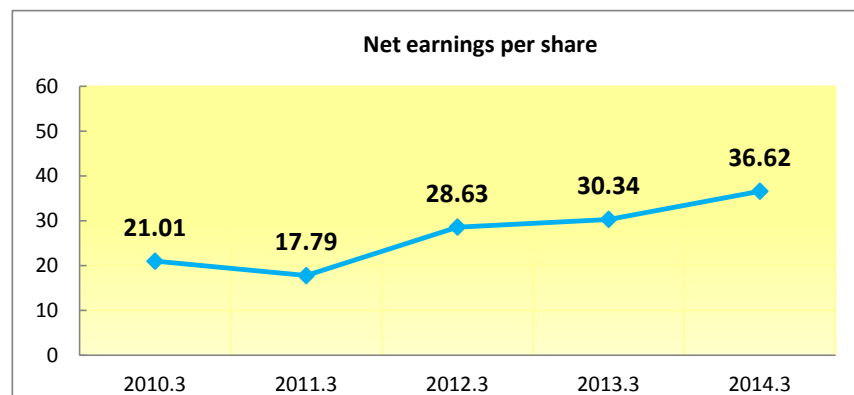
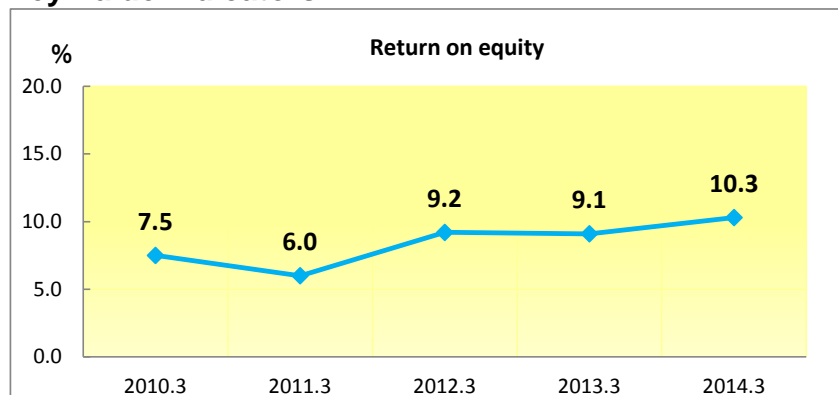


Key Value Indicators



	2010.3	2011.3	2012.3	2013.3	2014.3
Return on equity(%)	7.5	6.0	9.2	9.1	10.3
Return on assets(%)	5.1	4.4	6.8	7.0	7.9
Book price per share(yen)	288.86	301.41	320.89	341.22	367.62
Net earnings per share(yen)	21.01	17.79	28.63	30.34	36.62
Dividend per share(yen)	10.0	10.0	15.0	15.0	15.0
payout ratio(%)	47.6	56.2	52.4	49.4	41.0
Price earnings ratio(times)	15.9	14.7	10.7	12.5	12.6
Price book-value ratio(times)	1.2	0.9	1.0	1.1	1.3