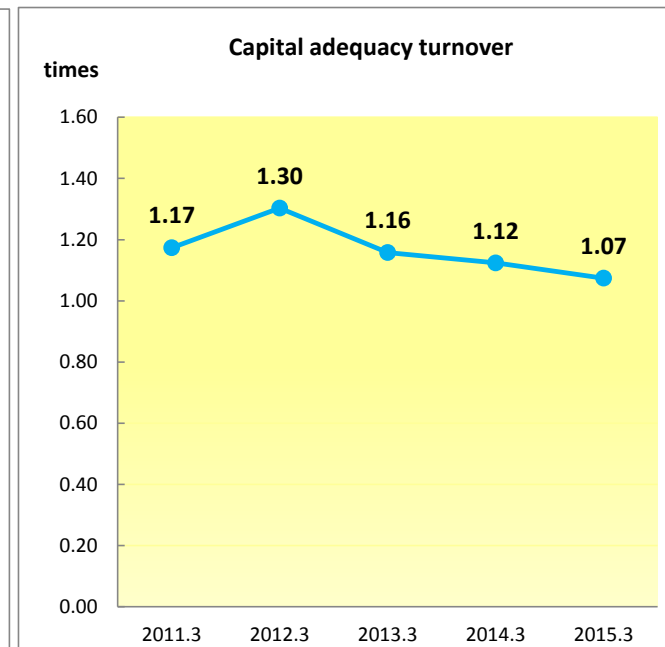
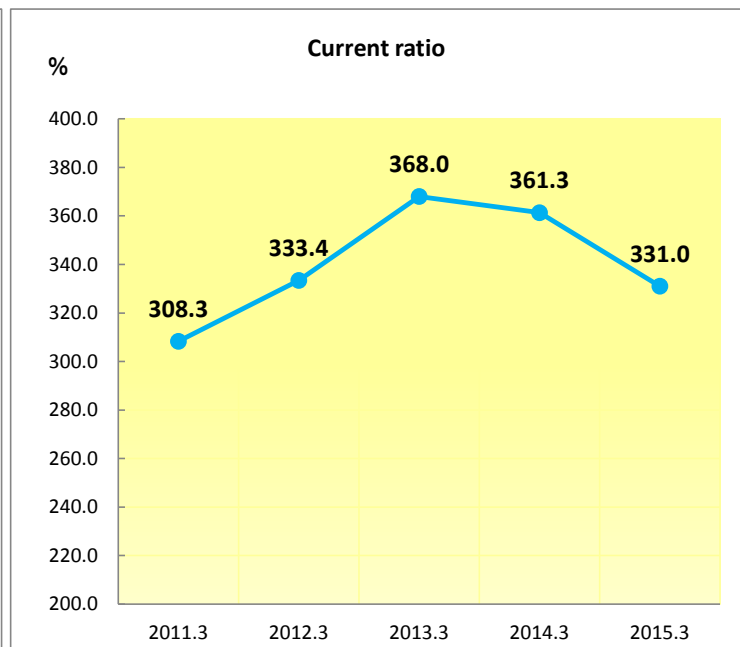
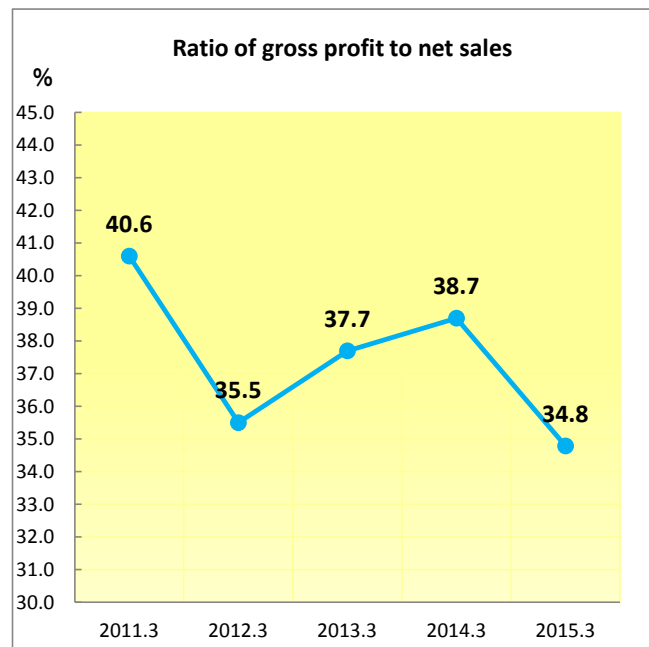


## Key Financial Indicators



	2011.3	2012.3	2013.3	2014.3	2015.3
Ratio of gross profit to net sales(%)	40.6	35.5	37.7	38.7	<b>34.8</b>
Ratio of ordinary income to net sales(%)	12.4	11.7	12.9	15.5	<b>9.6</b>
Total assets turnover(times)	0.85	0.96	0.88	0.86	<b>0.82</b>
Capital adequacy turnover(times)	1.17	1.30	1.16	1.12	<b>1.07</b>
Capital adequacy equity ratio(%)	72.3	75.5	77.1	76.0	<b>75.9</b>
Current ratio(%)	308.3	333.4	368.0	361.3	<b>331.0</b>