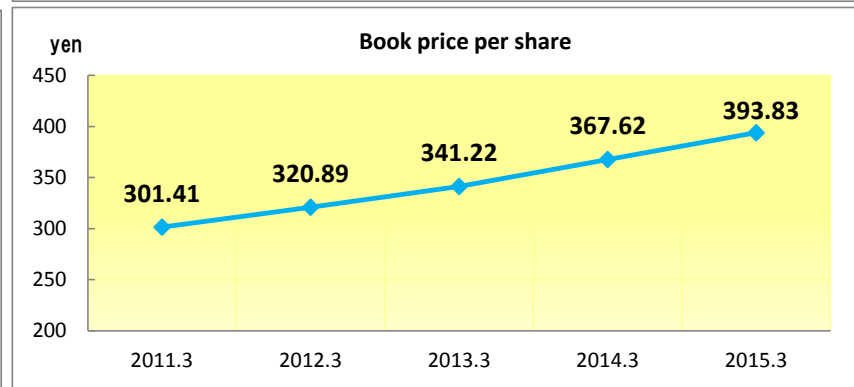
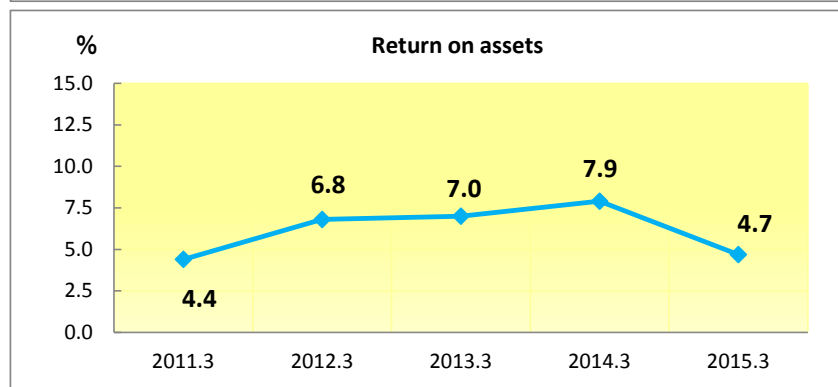
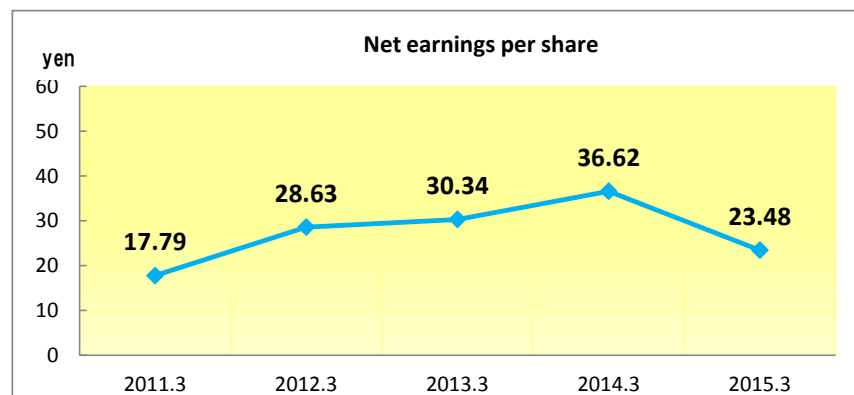
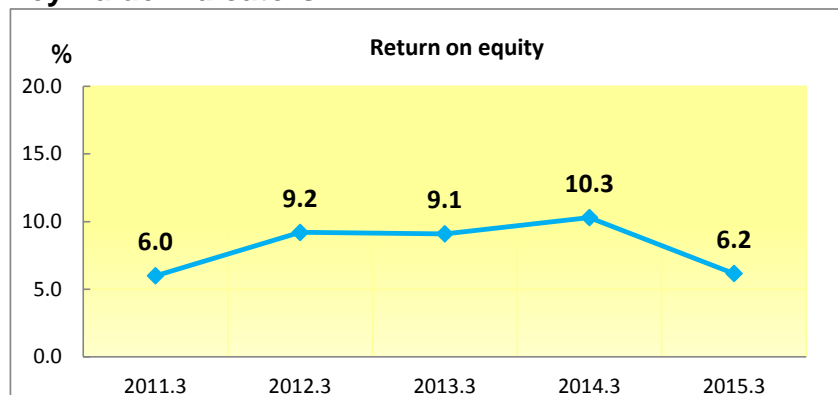


Key Value Indicators



| | 2011.3 | 2012.3 | 2013.3 | 2014.3 | 2015.3 |
|-------------------------------|--------|--------|--------|--------|---------------|
| Return on equity(%) | 6.0 | 9.2 | 9.1 | 10.3 | 6.2 |
| Return on assets(%) | 4.4 | 6.8 | 7.0 | 7.9 | 4.7 |
| Book price per share(yen) | 301.41 | 320.89 | 341.22 | 367.62 | 393.83 |
| Net earnings per share(yen) | 17.79 | 28.63 | 30.34 | 36.62 | 23.48 |
| Dividend per share(yen) | 10.0 | 15.0 | 15.0 | 15.0 | 15.0 |
| payout ratio(%) | 56.2 | 52.4 | 49.4 | 41.0 | 63.9 |
| Price earnings ratio(times) | 14.7 | 10.7 | 12.5 | 12.6 | 19.8 |
| Price book-value ratio(times) | 0.9 | 1.0 | 1.1 | 1.3 | 1.2 |