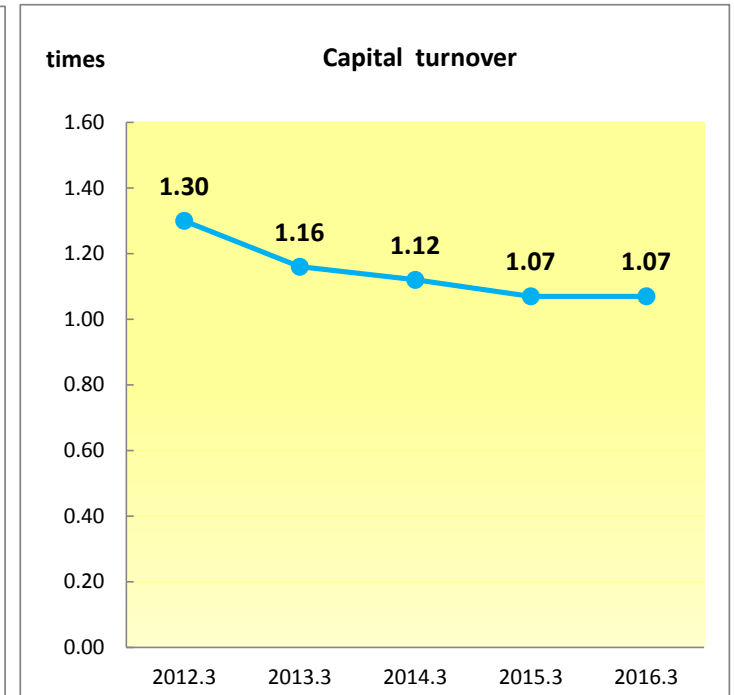
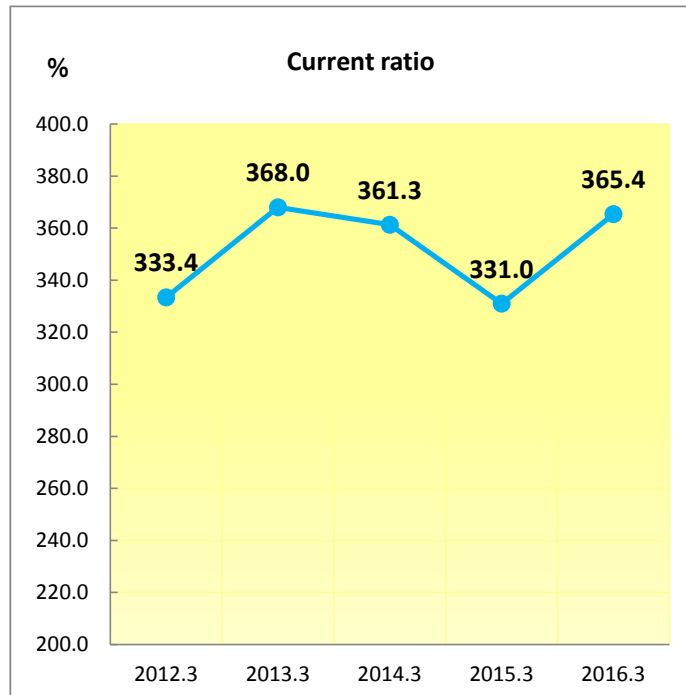
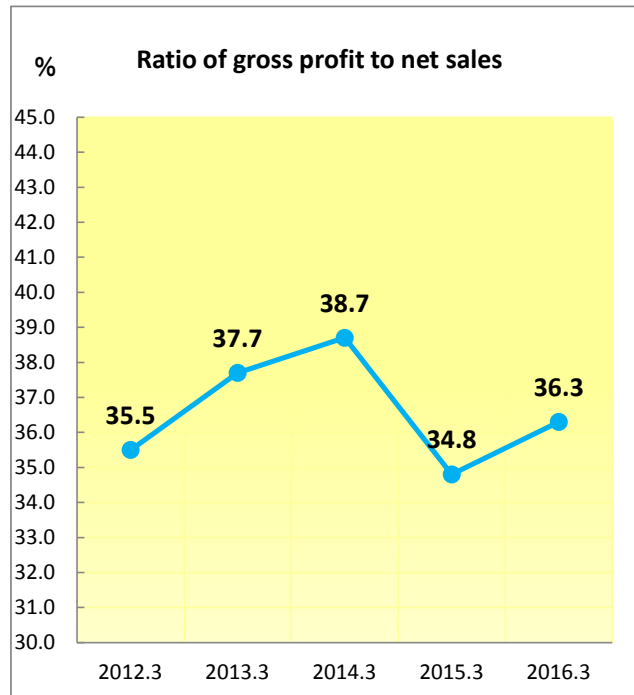


Key Financial Indicators



| | 2012.3 | 2013.3 | 2014.3 | 2015.3 | 2016.3 |
|--|--------|--------|--------|--------|---------------|
| Ratio of gross profit to net sales(%) | 35.5 | 37.7 | 38.7 | 34.8 | 36.3 |
| Ratio of ordinary income to net sales(%) | 11.7 | 12.9 | 15.5 | 9.6 | 13.1 |
| Total assets turnover(times) | 0.96 | 0.88 | 0.86 | 0.82 | 0.82 |
| Capital turnover(times) | 1.30 | 1.16 | 1.12 | 1.07 | 1.07 |
| Capital ratio(%) | 75.5 | 77.1 | 76.0 | 75.9 | 77.5 |
| Current ratio(%) | 333.4 | 368.0 | 361.3 | 331.0 | 365.4 |