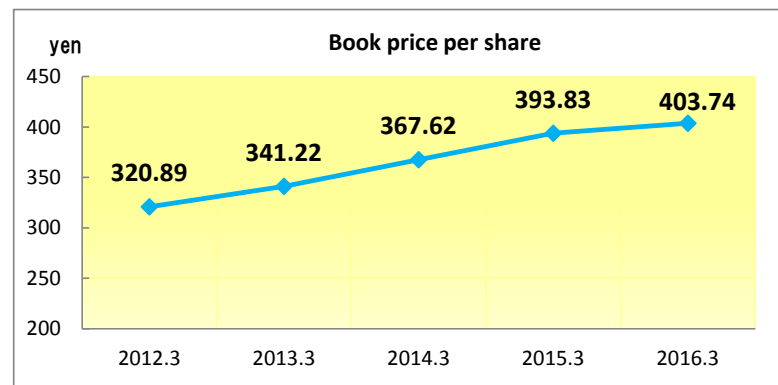
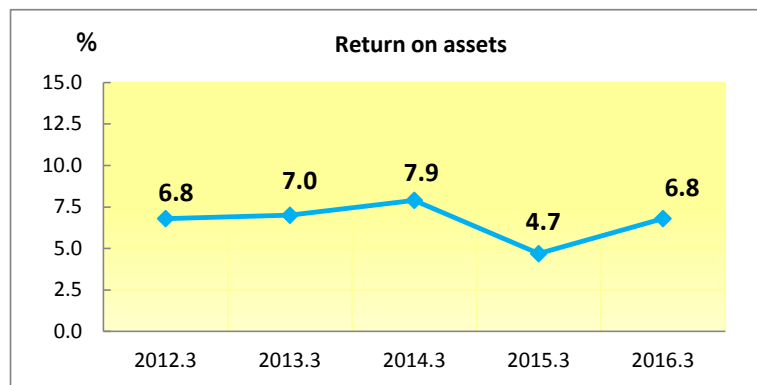
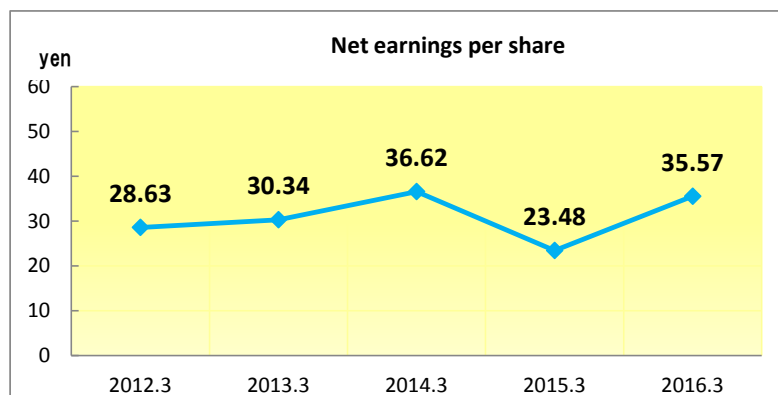
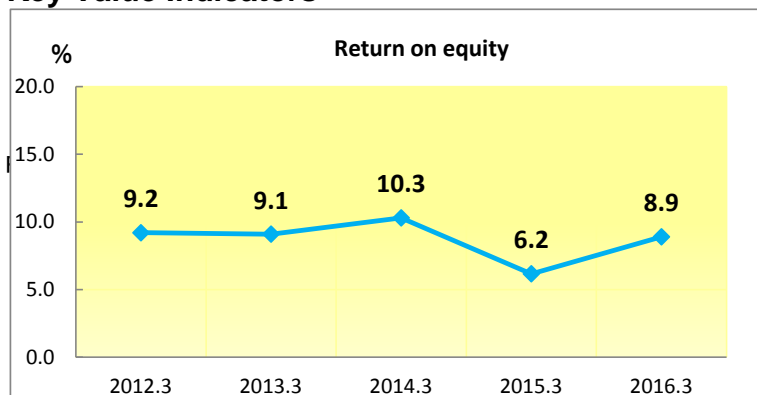


Key Value Indicators



	2012.3	2013.3	2014.3	2015.3	2016.3
Return on equity(%)	9.2	9.1	10.3	6.2	8.9
Return on assets(%)	6.8	7.0	7.9	4.7	6.8
Book price per share(yen)	320.89	341.22	367.62	393.83	403.74
Net earnings per share(yen)	28.63	30.34	36.62	23.48	35.57
Dividend per share(yen)	15.0	15.0	15.0	15.0	17.0
payout ratio(%)	52.4	49.4	41.0	63.9	47.8
Price earnings ratio(times)	10.7	12.5	12.6	19.8	13.7
Price book-value ratio(times)	1.0	1.1	1.3	1.2	1.2